

## HISTORY & LOCATION

Located on the eastern edge of Waukesha County, the Village of Elm Grove is widely considered a premier outer ring suburb where the natural beauty of sloping hills and forested properties creates a true urban-rural living experience less than 20 minutes from Milwaukee. The community is home to more than 6,500 residents, many of whom participate in highly active community organizations. Strong community involvement and engagement is what contributes to the Village's unique character and charm.



## VILLAGE OF ELM GROVE

# ECONOMIC PROFILE

## DEMOGRAPHICS

Age Range:

0 to 19: 26.4%

20 to 44: 21.2%

45 to 64: 27.4%

65 and Older: 25.0%

Elm Grove Median Age: 47.4

Waukesha County Median Age: 43.2

White: 89.4%

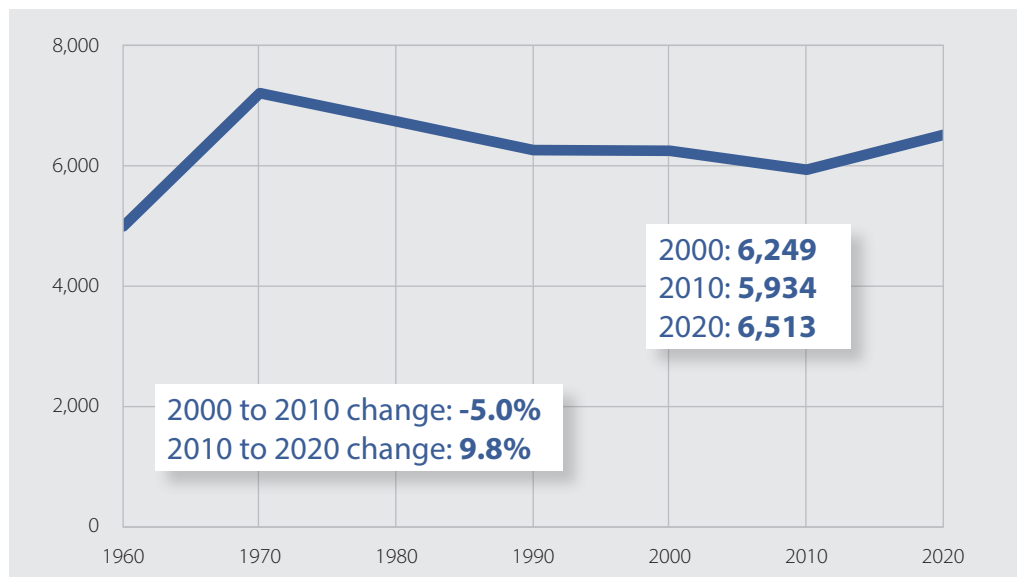
Black: 0.8%

Asian: 2.4%

Other Race: 4.1%

Hispanic: 3.3%

## CENSUS POPULATION



## HOUSING

Total Housing Units: 2,372

Owner Occupied Housing Units:

2,128 (89.7%)

Median Value: \$370,500

Renter Occupied Housing Units:

159 (6.7%)

Median Monthly Rent: \$950

Vacant Housing Units: 85 (3.6%)

## MEDIAN ANNUAL HOUSEHOLD INCOME

Village of Elm Grove: \$106,058

Waukesha County: \$87,277

Southeastern Wisconsin: \$62,800

Wisconsin: \$61,747

United States: \$62,843

## CONTACTS



**Village Manager**

262-782-6700

[ddeangelis@elmgrovewi.org](mailto:ddeangelis@elmgrovewi.org)



**Waukesha County Center for Growth**

262-409-2643

[www.waukeshagrowth.org](http://www.waukeshagrowth.org)



**Southeastern Wisconsin  
Regional Planning Commission**

262-547-6721

[www.sewrpc.org](http://www.sewrpc.org)

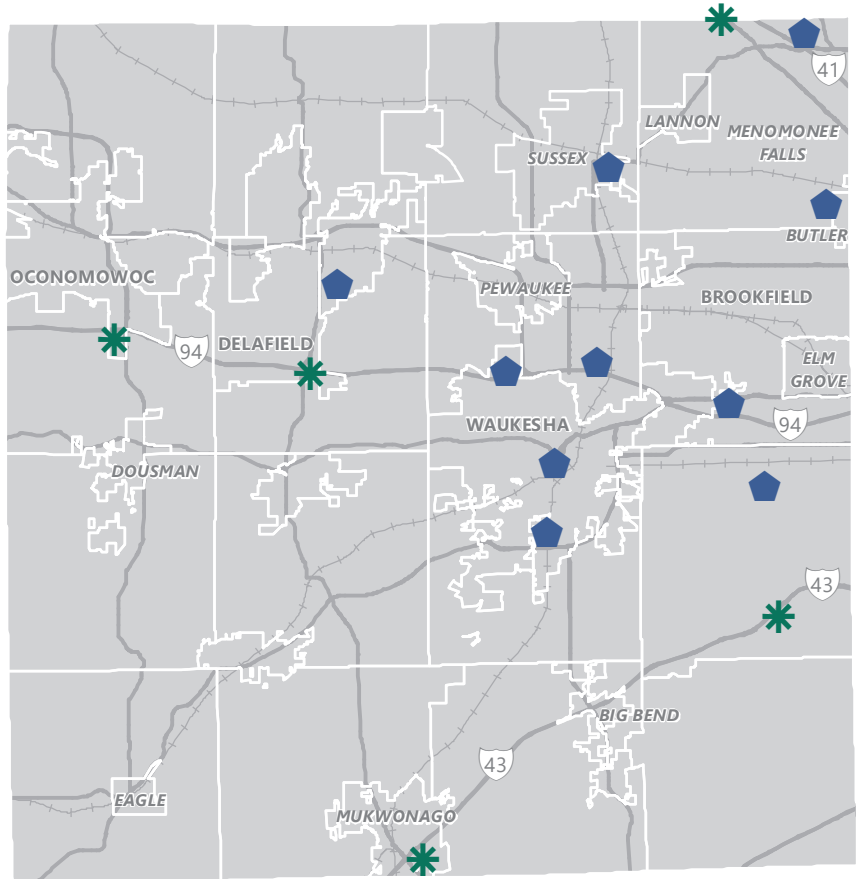
## MAJOR EMPLOYMENT CENTERS

### LABOR FORCE

Residents in the Labor Force: 2,956  
 Unemployment Rate: 2.6%\*

### RESIDENT OCCUPATIONS

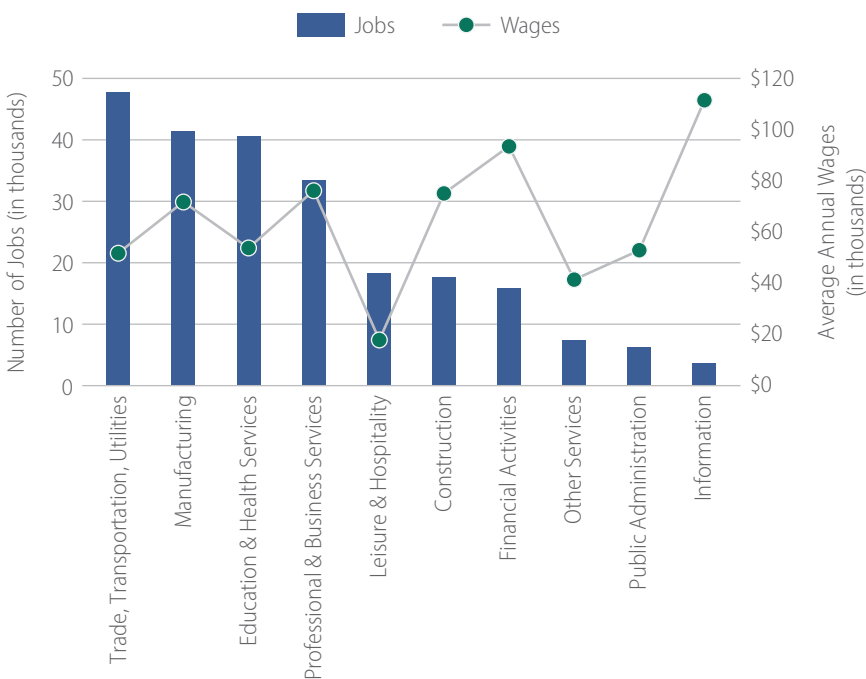
Management, Business, Science, and Arts: 58.6%  
 Natural Resources: 2.5%  
 Production, Transportation, and Material Moving: 6.6%  
 Sales and Office: 22.7%  
 Services: 9.6%



**EXISTING TO BE RETAINED**

**RECOMMENDED BY 2050**

## WAUKESHA COUNTY JOBS BY INDUSTRY



### MAJOR PRIVATE EMPLOYERS

The largest private employers in the Village are in a variety of industries including retail, services, and health.

- Elliott's Ace Hardware (50 - 99)
- Western Racquet Club (50 - 99)
- Takeda Pharmaceuticals North (50 - 99)
- KT Chop Chop Foods LLC (50 - 99)
- UPS Customer Center (50 - 99)
- Keller Williams Realty (50 - 99)
- Studio 890 (50 - 99)

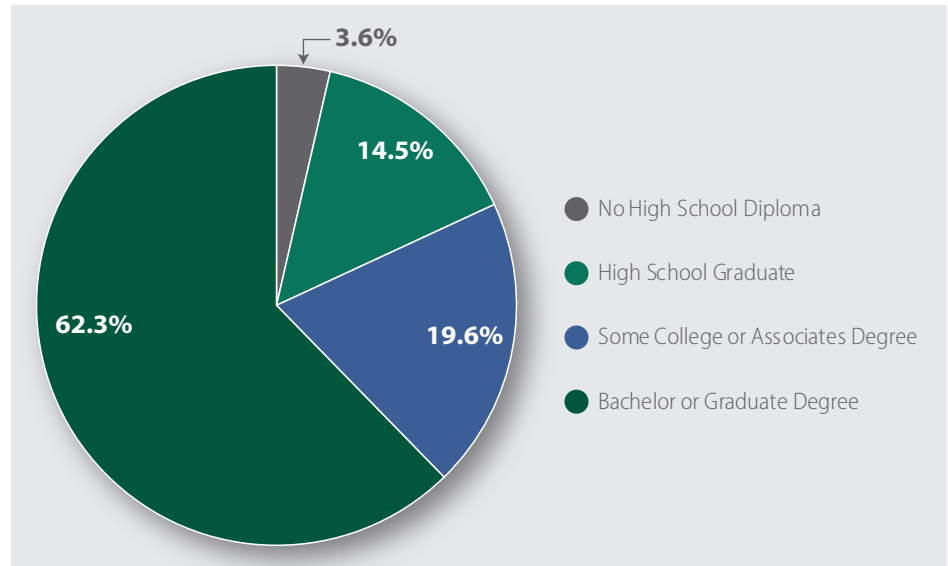
\* Unemployment rate for Waukesha County as of March 2022.

## EDUCATIONAL OPPORTUNITIES

Elm Grove is served by the Elmbrook School District and includes two high schools, two middle schools, five elementary schools, and one special education school that serves six surrounding communities. Elmbrook consistently ranks among the top districts within Wisconsin as well as nationally. In addition, Elm Grove is served by a number of private schools and by the Elm Grove Public Library, which is a member of the Waukesha and Jefferson Counties Bridges Library System.

Numerous higher education opportunities are available to Elm Grove residents in Waukesha County and Milwaukee County. Cardinal Stritch, Herzing, and Ottawa Universities have campuses in Brookfield offering undergraduate and graduate programs. Carroll University—a private university, and UWM at Waukesha—a two-year campus affiliated with UW-Milwaukee, are both located in the City of Waukesha. In addition, Waukesha County Technical College (WCTC) is located in nearby

## HIGHEST EDUCATIONAL ATTAINMENT



Pewaukee and offers associate degrees, technical diplomas, and short-term certificates. Neighboring Milwaukee County is home to 15 universities, including UW-Milwaukee, Marquette University, and the Milwaukee School of Engineering. Together, these universities offer a wide variety of undergraduate and graduate programs.

## ACT SCORES

### Elmbrook School District/National

English 22.1/20.1  
Math 23.1/20.4  
Reading 23.2/21.2  
Science 22.9/20.6  
Composite 23.0/20.7

## GOVERNMENT

The Village of Elm Grove is governed by a Village Board, consisting of a Village President and six trustees. The Board makes decisions regarding most Village matters, including the Village budget, capital improvements, ordinances, and hiring of most department heads. Many community members commit their time and talent to serve on the all-volunteer Village government standing committees. The Village Police and Fire Departments have about 70 total sworn and civilian employees to provide emergency services.

## PARKS

The Village Recreation Department is committed to improving the quality of life for all residents by providing high quality parks and open spaces, facilities, programs, and special events. Park activities include a softball league, bocce ball, a pool and splash pad, and movies and music in the park. Bicycle and pedestrian trails allow for nonvehicular travel throughout the Village.

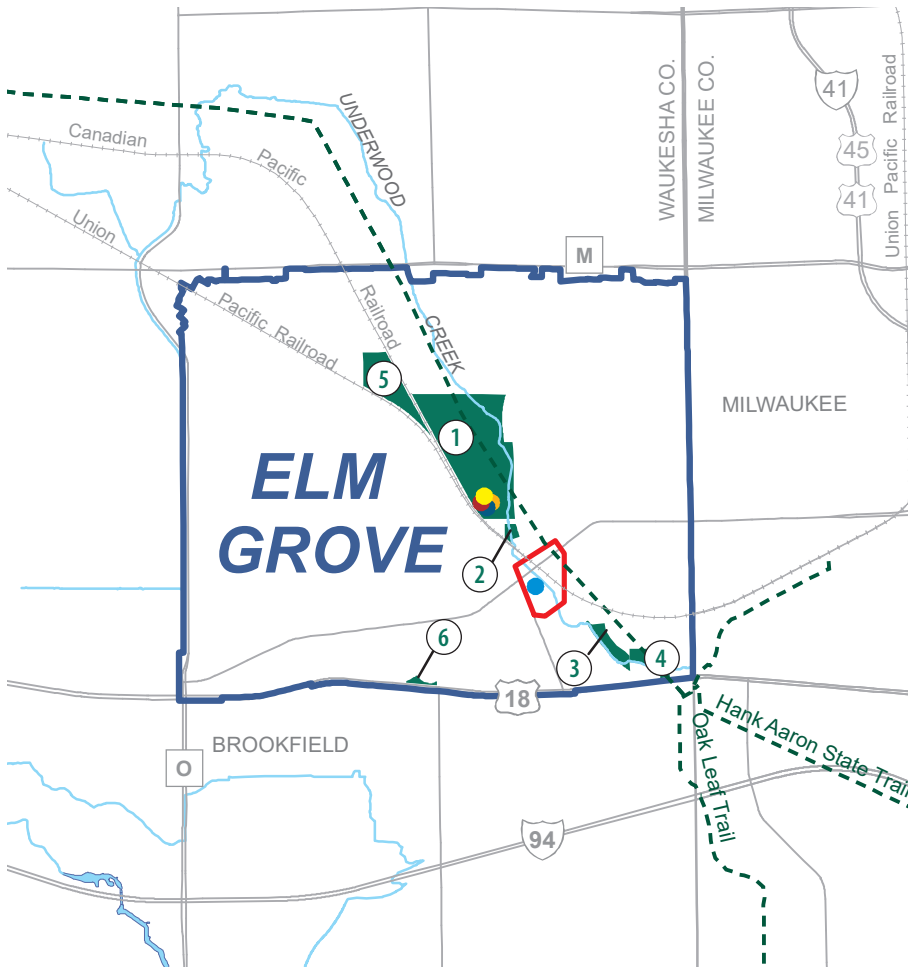
## TAXES

Property tax: \$16.25 per \$1,000 of assessed value  
Sales tax: 5.0%

## HEALTHCARE

Ascension SE Wisconsin Hospital - Elmbrook Campus is a full-service, acute care hospital located in neighboring Brookfield. The Village is also served by numerous clinics and specialty care centers. In addition, the Milwaukee Regional Medical Center is located minutes away in Milwaukee County.

# VILLAGE OF ELM GROVE ECONOMIC PROFILE MAP: 2022



- Public and Private High Schools
- Downtown Area
- Village Hall
- Post Office
- Police Station
- Fire Station
- Park and Open Space Sites
- Existing Bike Trail

### PARKS

The Village of Elm Grove has several park and open space sites.

- ① Elm Grove Village Park
- ② Veteran's Park
- ③ Open space site
- ④ Southeast Detention Storage Facility
- ⑤ Western Racquet Club
- ⑥ Brenner Park

[www.elmgrovetwi.org/103/Recreation](http://www.elmgrovetwi.org/103/Recreation)

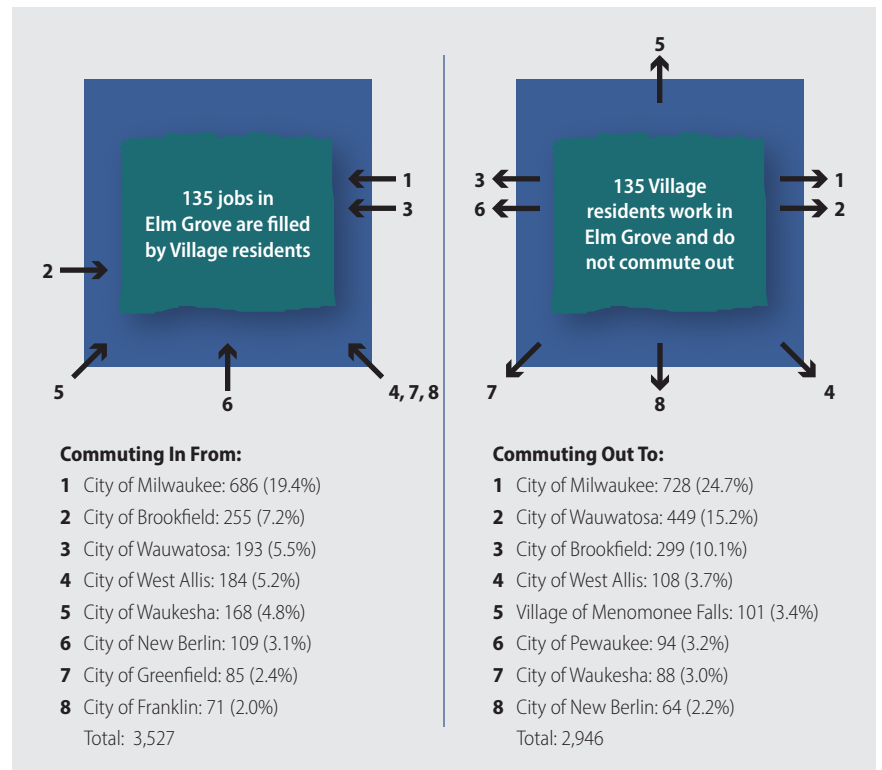
## COMMUTING PATTERNS

### TRANSIT

The Village of Elm Grove is served by the Milwaukee County Transit System's GoldLine, which operates along Bluemound Road between Brookfield Square Mall and downtown Milwaukee, where riders can connect to numerous destinations by bus, rail, and air. The GoldLine also provides connecting service to Waukesha Metro Transit and additional destinations in the City of Waukesha. The GoldLine service operates seven days a week with buses arriving every 15 minutes on weekdays. When the E-W BRT begins service, Bluemound Road will be served by Waukesha Metro, with frequent connecting service between the City of Waukesha, MRM, and the E-W BRT.

### TRAVEL TIMES

- To Downtown Milwaukee: 18 Minutes
- To Downtown Madison: 75 Minutes
- To Milwaukee Mitchell International Airport:  
23 Minutes
- To Intermodal Station: 18 Minutes



Sources include: U.S. Census Bureau American Community Survey: 2015-2019, Wisconsin Departments of Public Instruction and Revenue, and SEWRPC